



# CANNABIS: GROWING IN THE CAPITAL MARKETS

December 7, 2017


---

CFO Series XV: Special Ethics Edition on the Cannabis Industry

# TODAY'S PRESENTOR

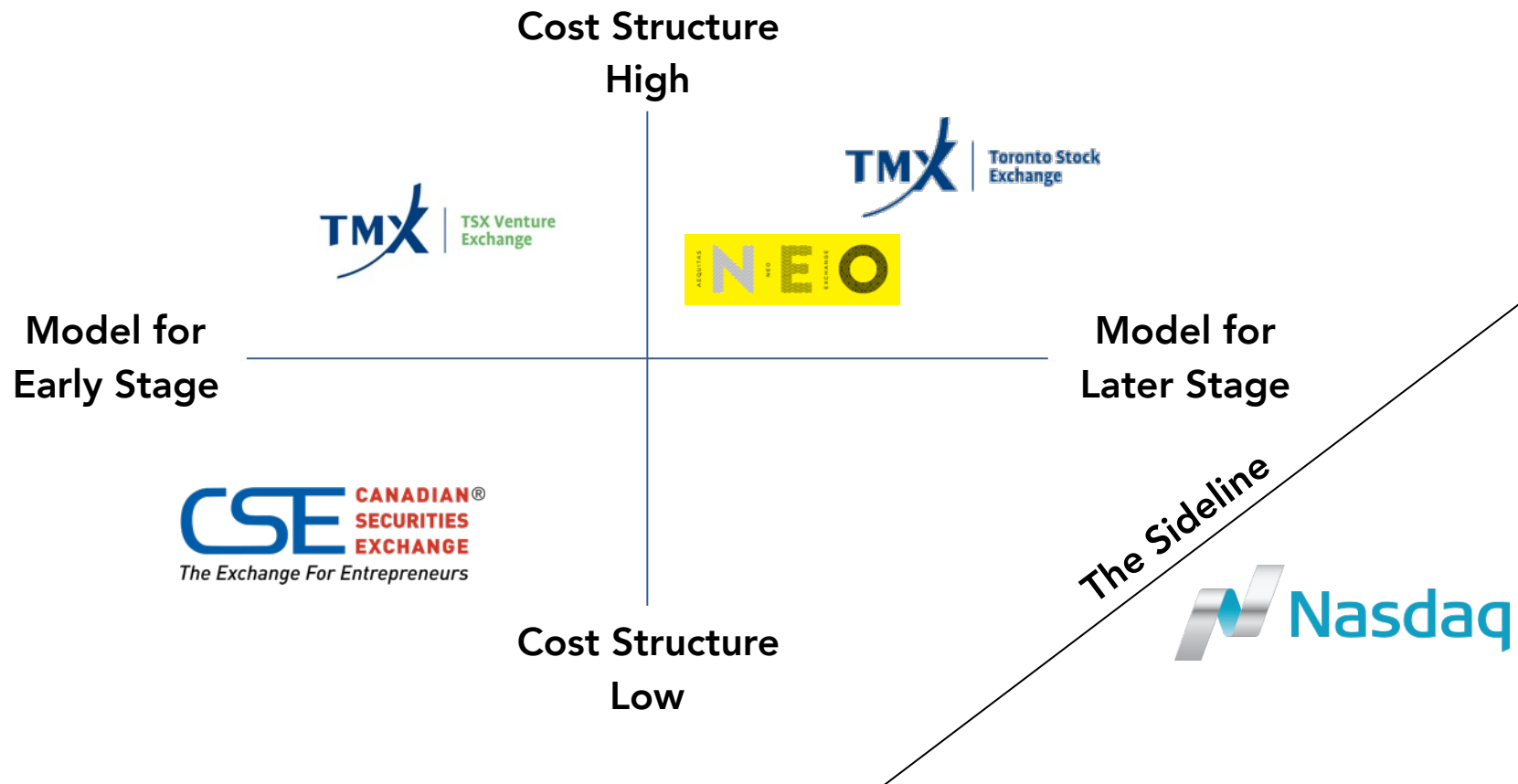


**James Black**  
VP, Listings Development



**Richard Carleton**  
Chief Executive Officer

# CURRENT EXCHANGE LANDSCAPE



# November 27: A Record Day



Name	Total Volume	Total Value	Total Trades
Canadian Securities Exchange	313,596,690	\$ 205,525,202	64,333
Toronto Stock Exchange	329,403,883	\$4,707,352,228	713,728
TSX Venture Exchange	400,617,053	\$ 250,257,811	96,574

# THE EXCHANGE FOR ENTREPRENEURS

Facilitate the **lowest** cost of Canadian public capital for emerging companies



---

# THE CANNABIS INDUSTRY ON CSE

---

# A GROWTH MARKET, YTD 2017



**4.9B** shares traded

value of shares traded

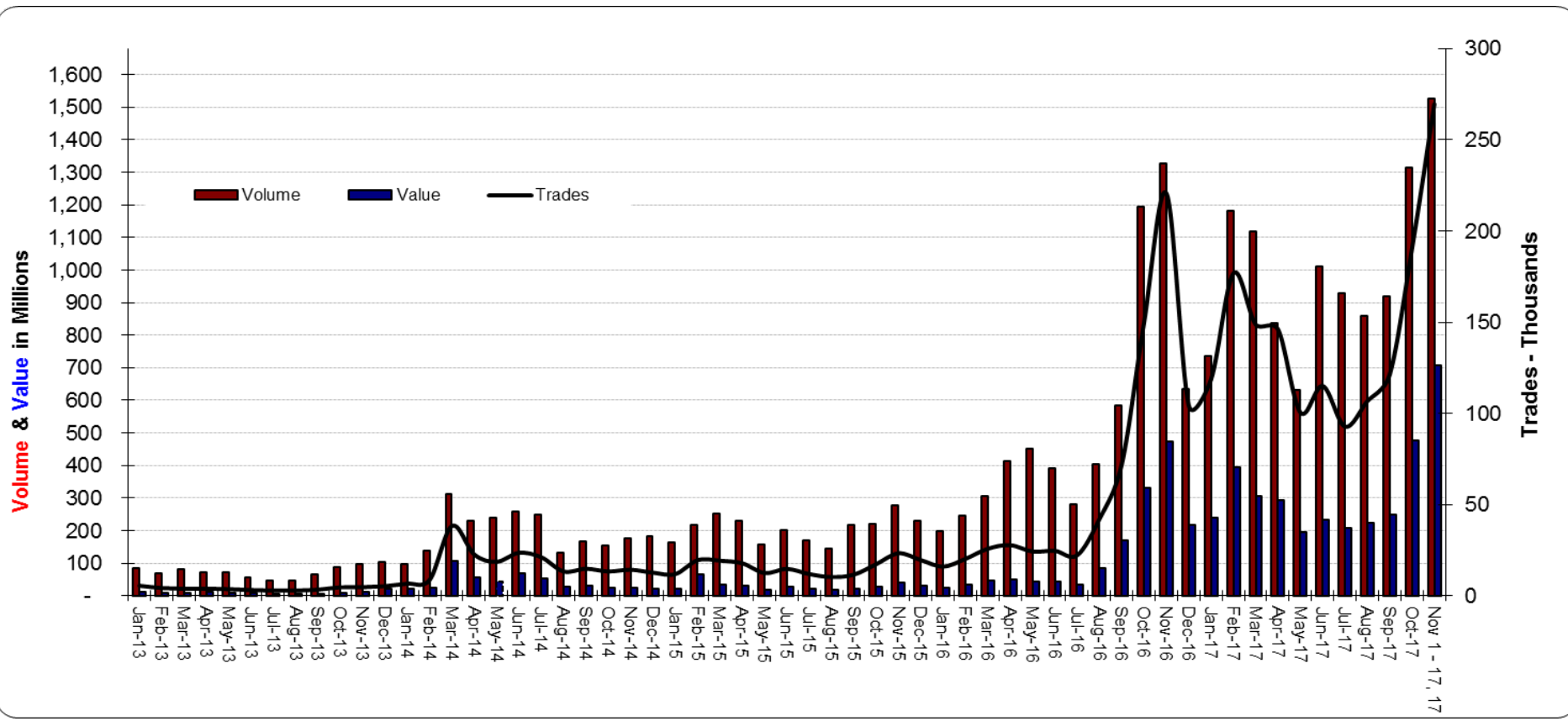
**\$1.8B** 



**50+** Cannabis companies trading on the CSE



# CSE MARKET TREND

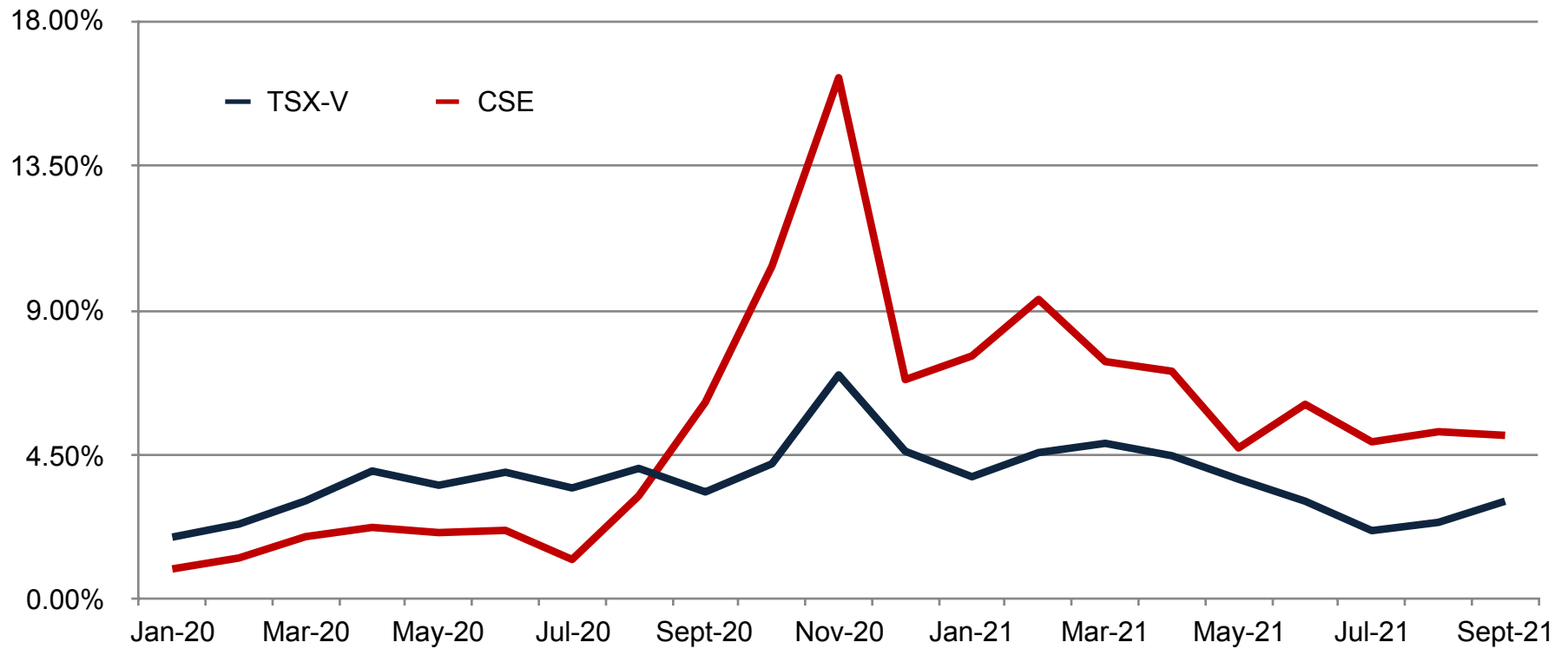




# TURNOVER



## Turnover



# FINANCING ON THE CSE



## Financing Totals Jan - Oct

2017

(\$526,074,101)

**CannTrust™**  
\$25.5 Million

**CannaRoyalty**  
CORP.  
\$27 Million

**GOLDEN LEAF**  
HOLDINGS  
\$35.5 Million

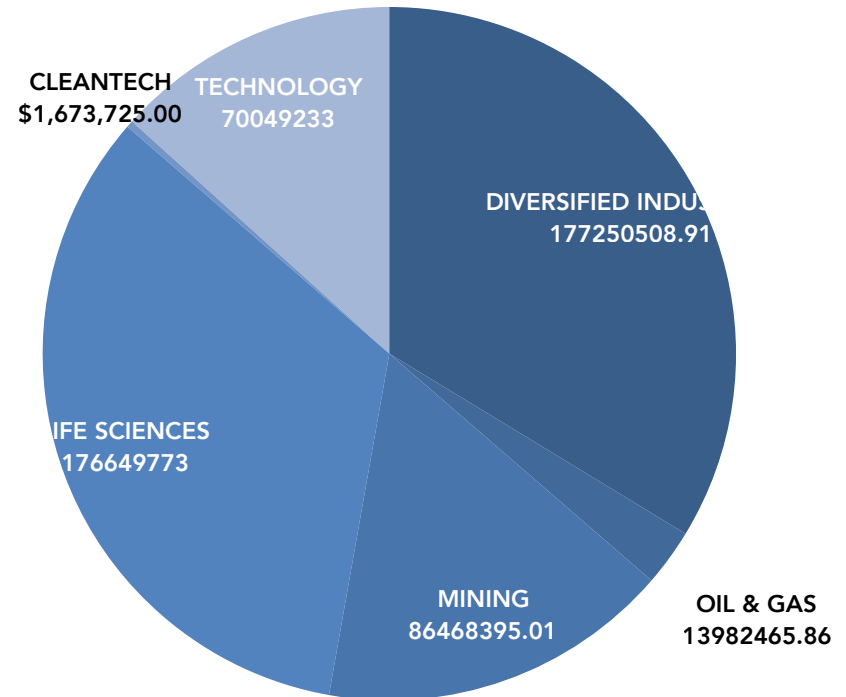
**Canadian BIOCEUTICAL**  
CORPORATION

\$11.5 Million  
\$27 Million

**Namaste**  
TECHNOLOGIES  
\$11.5 Million

**DRONE**  
DELIVERY CANADA.COM  
\$11 Million

**MOBI724**  
Global Solutions Inc.  
\$10.5 Million



# CSE 25 INDEX

(as of Nov 17, 2017)

Symbol	Security Name	CSE 25 Weighting	Symbol	Security Name	CSE 25 Weighting
TRST	CannTrust Holdings Inc.	21.77%	URG	Oriental Non-Ferrous Resources	2.76%
LHS	Liberty Health Sciences Inc.	15.03%	MDM	Marapharm Ventures Inc.	2.72%
MPX	MPX Bioceutical Corporation	5.50%	GLH	Golden Leaf Holdings Ltd.	2.67%
URB.A	Urbana Corporation A	4.25%	FLT	Drone Delivery Canada Corp.	2.62%
AHG	Alternate Health Corp.	4.20%	XMG	MGX Minerals Inc.	2.17%
MARI	Maricann Group Inc	4.13%	VGW	Valens Groworks Corp.	2.06%
MYM	MYM Nutraceuticals Inc.	4.02%	N	Namaste Technologies Inc.	1.89%
CRZ	CannaRoyalty Corp.	3.98%	MTA	Metalla Royalty and Streaming Ltd.	1.46%
ISOL	Isodiol International Inc.	3.84%	LDS	Lifestyle Delivery Systems Inc.	1.25%
BLO	Cannabix Technologies Inc	3.72%	IAN	iAnthus Capital Holdings Inc.	1.20%
IN	In Med Pharmaceuticals Inc.	2.90%	SNA	Star Navigation Systems Group Ltd.	1.17%
THC	THC Biomed Intl Ltd	2.87%	MRM	Micromem Technologies Inc.	0.99%
			RSS	RESAAS Services Inc.	0.81%



# KEY LISTING REQUIREMENTS



- Reporting Issuer
- Operating company with revenue; non-operating company min. \$200K working cap.; or already listed on another Canadian exchange
- 150 public shareholders (500K shares; 10% of total outstanding);
- Share Structure Guidelines



# US CANNABIS

---

# CONFLICTING & EVOLVING LEGAL FRAMEWORKS



- Disclosure regime
- Applies to all business sectors
- Issuers describe risks & challenges specific to business
- Follow CSE and CSA guidance

# UNCERTAINTY REGARDING U.S. CANNABIS ACTIVITIES



- CSE Guidance Notice 2017-014 Aug. 4, 2017  
<http://thecse.com/en/about/publications/notices/notice-2017-014-industry-guidance-issuers-with-assets-or-operations-in>
- Consideration of current & potential investors
- Disclosure, disclosure, disclosure...

# CSE GUIDANCE – ASSETS or OPERATIONS IN U.S. CANNABIS INDUSTRY

- Notice 2017-17 Oct. 17, 2017 <http://thecse.com/en/about/publications/notices/notice-2017-017-guidance-disclosure-requirements-for-issuers-with-assets>
- Appropriate risk disclosure – comprehensive discussion of laws impacting the business
- CSE Form 2A Listing Statement – follow the disclosure requirements set out by the CSA
- Ongoing disclosure – issuers must consider any trends



# THANK YOU



**Richard Carleton**  
CEO  
Canadian Securities Exchange  
[richard.carleton@thecse.com](mailto:richard.carleton@thecse.com)  
(416) 367-7360